

Tool Balancers - 15 to 180Kg capacity

**Capacity 15.0Kg - 180.0Kg
Stroke 2500mm**

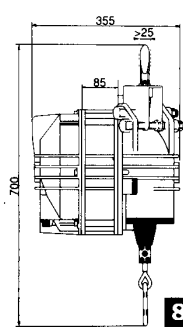
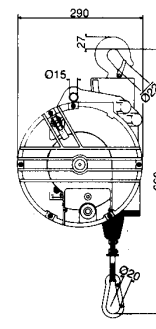
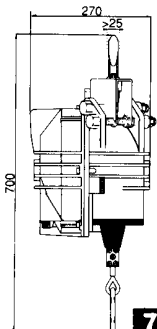
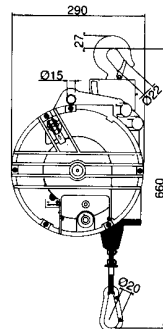
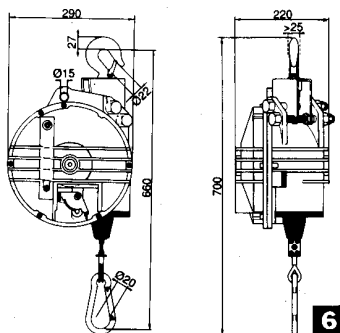


Features:

- ◆ Taper drum rotating on ball-bearings.
- ◆ Inert spring drum assembly for easy replacement.
- ◆ Capacity adjustable by means of a worm screw.
- ◆ Precision guided cable winding which avoids entanglement and jamming.
- ◆ Anti-friction cable guide.
- ◆ Stainless steel cable.
- ◆ Suspension by safety hook.

Continued

Type No.	Capacity Kg.	Weight Kg.	Dim. Drg.
9401	15 - 20	19.0	6
9402	20 - 30	19.8	6
9403	30 - 40	20.8	6
9404	40 - 50	23.9	6
9405	50 - 60	25.4	6
9411	60 - 70	26.8	7
9412	70 - 80	27.8	7
9413	80 - 90	28.8	7
9414	90 - 100	30.0	7
9422	100 - 120	38.7	8
9423	120 - 140	41.8	8
9424	130 - 150	44.5	8
9425	140 - 160	48.0	8
9426	160 - 180	49.0	8



**Capacity 15.0Kg - 180.0Kg
Stroke 3000mm**



.....Continuation.

- ◆ Auxiliary safety cable.
- ◆ Locking device for instant clamping or release at any height.
- ◆ Safety device prevents load from dropping if spring breaks.
- ◆ Ribbed , sealed mono block construction - optimum safety and sturdiness.
- ◆ **Optional** - Locking device for control from floor level. **(Type B)**
- ◆ **Optional** - Load hook with ball-bearing swivel. **(Type R)**

Type No.	Capacity Kg.	Weight Kg.	Dim. Drg.
9431	15 - 20	19.1	6
9432	20 - 25	19.9	6
9433	25 - 35	20.9	6
9434	35 - 45	23.8	7
9435	40 - 50	23.9	7
9436	50 - 60	25.3	7
9441	60 - 70	27.0	7
9442	70 - 80	28.0	7
9443	80 - 90	29.0	7
9444	80 - 100	29.0	7
9451	100 - 115	39.7	8
9452	115 - 130	39.9	8
9453	130 - 140	42.8	8
9454	140 - 150	45.6	8
9455	150 - 160	49.0	8
9456	160 - 180	50.0	8